

UltraSeal XT™ plus⁺

Hydrophobic Pit and Fissure Sealant



UltraSeal XT plus Syringe Kits

Shade	Kit
Opaque White	725
Clear	563
A1	1286
A2	733

1 x 1.2 ml UltraSeal XT plus syringe
 1 x 1.2 ml Ultra-Etch syringe
 2 x 1.2 ml PrimaDry syringes
 20 x Blue Micro tips
 20 x Inspiral Brush tips



UltraSeal XT plus Syringe 4pk and 20pk

Shade	4pk	20pk
Opaque White	726	727
Clear	565	—
A1	1289	—
A2	734	—

1.2 ml syringes



716 - PrimaDry Syringe 4pk
 717 - PrimaDry Syringe 20pk
 1.2 ml syringes

UltraSeal XT™ hydro

Fluorescing Hydrophilic Pit and Fissure Sealant



UltraSeal XT hydro Syringe Kits

Shade	Kit
Opaque White	3532
Natural	3533

1 x 1.2 ml UltraSeal XT hydro syringe
 1 x 1.2 ml Ultra-Etch syringe
 20 x Blue Micro tips
 20 x Inspiral Brush tips



UltraSeal XT hydro Syringe 4pk and 20pk

Shade	4pk	20pk
Opaque White	3534	3536
Natural	3535	—

1.2 ml syringes




35551 - Black Light Keychain 1pk



ULTRASEAL XT™

The leader in sealants since 1998*

UltraSeal XT plus and hydro sealants are able to penetrate deep into pits and fissures to give exceptional protection.



UltraSeal XT™ plus⁺

UltraSeal XT™ hydro

UltraSeal XT™

	ULTRASEAL XT PLUS	ULTRASEAL XT HYDRO
Highly Filled Resin	+ (58% filled)	💧 (53% filled)
Fluoride Releasing	+	💧
BPA Free Formula	+	💧
Radiopaque	+	💧
Thixotropic	+	💧
Hydrophobic	+	—
Hydrophilic	—	💧
Fluorescence	—	💧

MARGINAL RETENTION AND MICROLEAKAGE COMPARISON

UltraSeal XT hydro Sealant



No microleakage.



Sealed margins.

Competitor Hydrophilic Sealant



Microleakage.



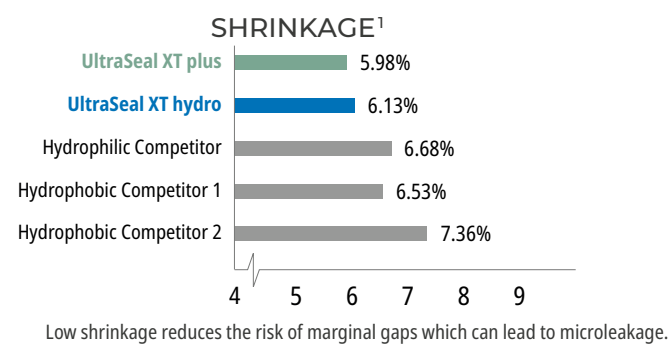
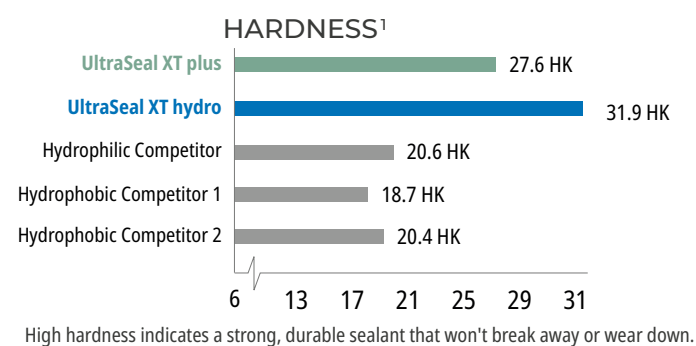

Peeling from margins.

DESIGNED TO DELIVER



With its adjustable fibers and helical channel, the Inspiral™ Brush tip is designed to optimally deliver UltraSeal XT sealants.

PHYSICAL PROPERTY COMPARISON



1. Data on file.



UltraSeal XT™ plus⁺

HYDROPHOBIC PIT AND FISSURE SEALANT

FIVE SIMPLE STEPS



1. Etch for 30 seconds on uncut enamel, 15 seconds on cut enamel. Rinse.



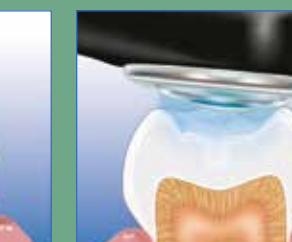
2. Remove visible moisture. PrimaDry™ drying agent will desiccate.



3. Apply PrimaDry agent for 5 seconds with Black Micro™ FX™ tip, then air dry.



4. Place UltraSeal XT plus sealant.

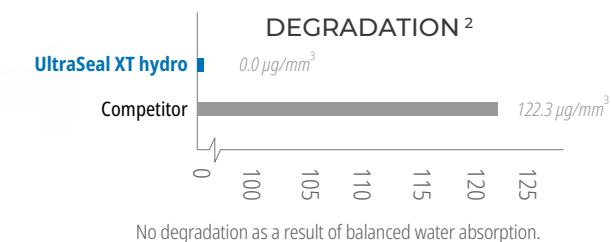
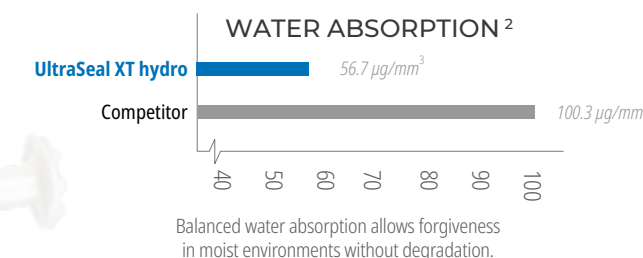


5. Cure for 3 seconds with VALO™ curing light on Xtra Power mode or 10 seconds on Standard Power mode.



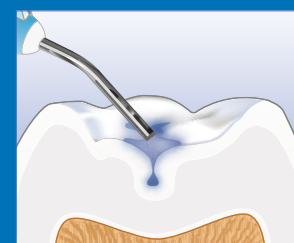
UltraSeal XT™ hydro

HYDROPHILIC PIT AND FISSURE SEALANT



2. Data on file.

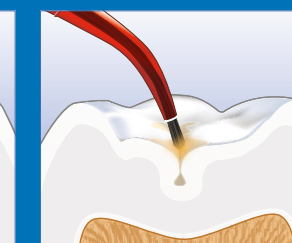
FOUR SIMPLE STEPS



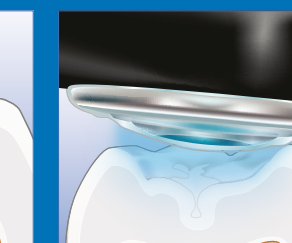
1. Etch for 30 seconds on uncut enamel, 15 seconds on cut enamel. Rinse.



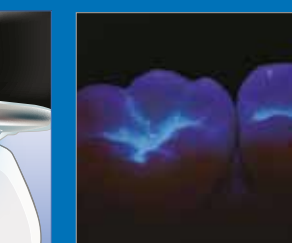
2. Remove visible moisture.



3. Place UltraSeal XT hydro sealant.



4. Cure for 3 seconds with VALO™ LED curing light on Xtra Power mode or 10 seconds on Standard Power mode.



UltraSeal XT hydro sealant has added fluorescent properties, so you can check retention at every appointment.