

KETAC-CEM[®] APLICAP[®]/MAXICAP[®] TECHNIQUE



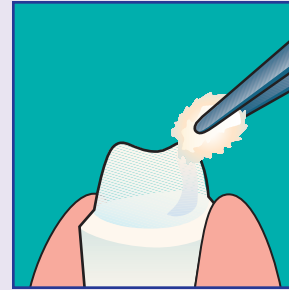
STEP 1:

Remove provisional restoration.



STEP 2:

Thoroughly clean preparation with water.



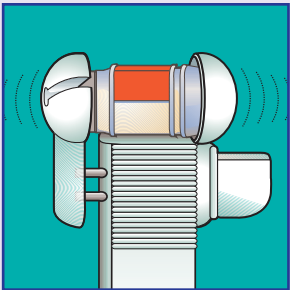
STEP 3:

Gently dry preparation. Do not over dry.



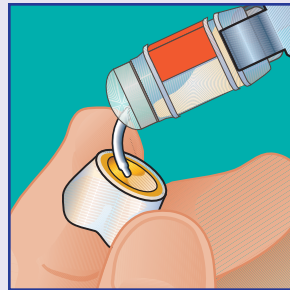
STEP 4:

Dry the restoration with air.



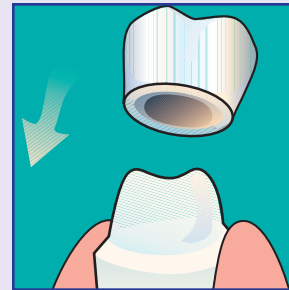
STEP 5:

Activate the capsule for 2 seconds and triturate for 10 seconds



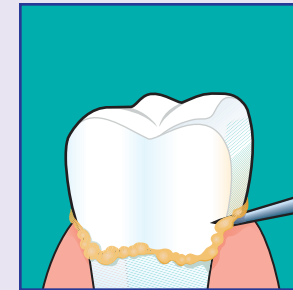
STEP 6:

Place a thin, even layer of cement on inner surface of restoration. Do not use the mixture if it has lost its gloss.



STEP 7:

Seat the restoration without pressure.



STEP 8:

Remove excess.

KETAC-CEM[®] APLICAP[®]/MAXICAP[®]

Glass ionomer cement in Aplicap/
Maxicap capsules for single crowns,
bridges, inlays, posts and more.

INDICATIONS

- Crown and bridge cementation
- Inlay cementation
- Post and screw cementation
- Orthodontic bands
- Cavity lining

ADVANTAGES

- Available in Aplicap/Maxicap capsules for predictable setting characteristics
- Capsule form provides uniform consistency of materials
- Easy, direct application for asepsis
- Fluoride-releasing
- Bonds to enamel and dentin for reduced microleakage
- Biocompatibility increases patient acceptance
- Extremely low film thickness optimizes fit and marginal integrity
- Excellent physical properties allow use for long span bridge work
- Radiopaque

TO PLACE AN ORDER, CALL YOUR
AUTHORIZED ESPE DISTRIBUTOR
OR CALL ESPE AT 1-800-344-8235.



PACKAGING

Type of Package:

	<i>Item Number</i>
KETAC-CEM MAXICAP Permanent Glass Ionomer Cement	
INTRO PACK - (50) Capsules, Activator, Applier and Accessories056016
STANDARD PACK - (50) Capsules056021
MAXICAP ACTIVATOR073060
MAXICAP APPLIER073070
KETAC-CEM APLICAP Permanent Glass Ionomer Cement	
INTRO PACK - (50) Capsules, Activator, Applier and Accessories056054
STANDARD PACK - (50) Capsules056061
APLICAP ACTIVATOR073040
APLICAP APPLIER073050

KETAC-CEM APLICAP - Working Time (including mixing time): 3 minutes
Setting Time (from start of mix): 7 minutes

KETAC-CEM MAXICAP - Working Time (including mixing time): 3 minutes
Setting Time (from start of mix): 7 minutes