



# TIP BOOK

THE MULTI-FUNCTION ULTRASONIC TIPS  
FOR ALL APPLICATIONS



**NAKANISHI INC.**   
[www.nsk-inc.com](http://www.nsk-inc.com)

700 Shimohinata Kanuma-shi  
Tochigi 322-8666, Japan  
TEL : +81 (0)289-64-3380  
FAX : +81 (0)289-62-5636

**NSK Europe GmbH**   
[www.nsk-europe.de](http://www.nsk-europe.de)

Elly-Beinhorn-Strasse 8  
65760 Eschborn, Germany  
TEL : +49 (0)6196 77606-0  
FAX : +49 (0)6196 77606-29

**NSK United Kingdom Ltd**  
[www.nsk-uk.com](http://www.nsk-uk.com)

Office 5, Gateway1000, Arlington Business Park,  
Whittle Way, Stevenage, SG1 2FP, UK  
TEL : +44 (0)1438 310670  
FAX : +44 (0)1438 310671

**NSK Dental LLC**  
[www.nskdental.com](http://www.nskdental.com)

1800 Global Parkway, Hoffman Estates,  
IL 60192-1578, USA  
TEL : +1 888 675 1675  
FAX : +1 800 838 9328

**NSK Oceania Pty Ltd**  
[www.nsk-inc.com](http://www.nsk-inc.com)

Unit 22, 198-222 Young St, Waterloo,  
Sydney, NSW 2017, Australia  
TEL : +61 (0)2 8306 3000  
FAX : +61 (0)2 8306 3030

**NSK Middle East**  
[www.nsk-inc.com](http://www.nsk-inc.com)

Room 6EA-701, 7th Floor, East Wing No.6  
Dubai Airport Free Zone, PO Box 54316 Dubai, UAE  
TEL : +971 (0)4-204-5507  
FAX : +971 (0)4-204-5508

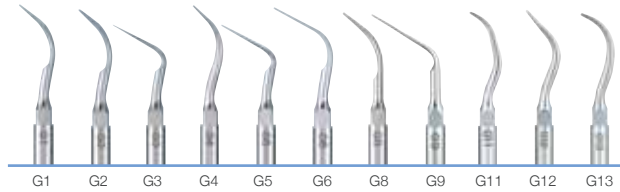
**NSK Asia**  
[www.nsk-inc.com](http://www.nsk-inc.com)

1 Maritime Square, #09-33 HarbourFront Centre,  
Singapore 099253  
TEL : +65-6376-5018  
FAX : +65-6376-0233



# NSK Offers A Wide Choice of VARIOS Ultrasonic Scaler Tips For Clinical Applications.

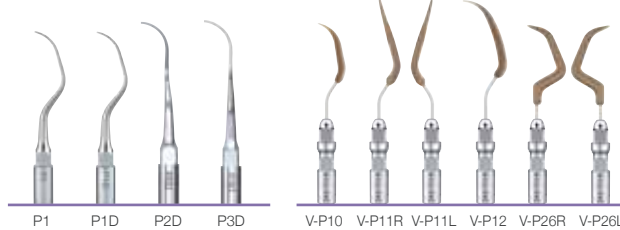
## Scaling Pages 4-9



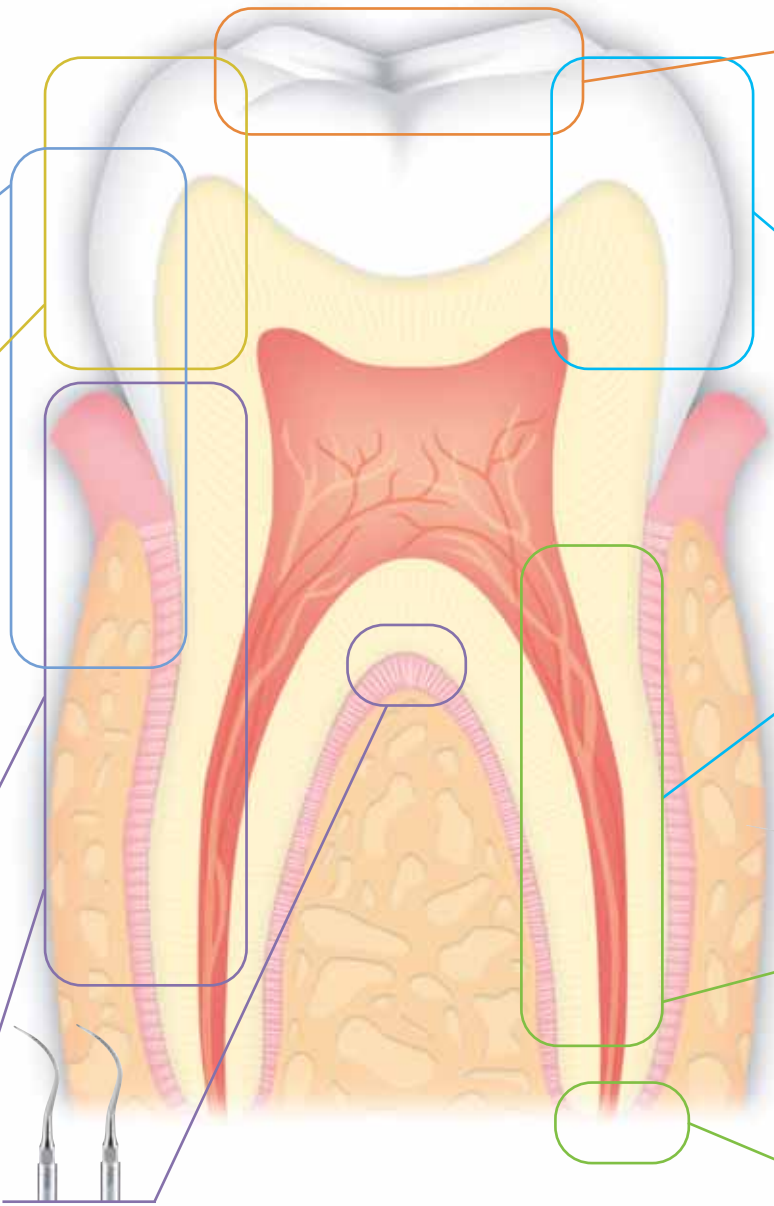
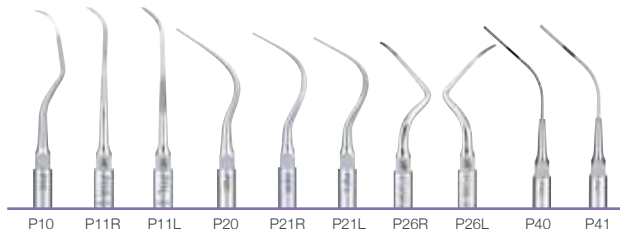
## Restorative Pages 32-33



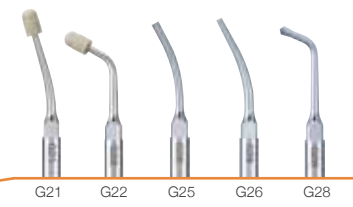
## Perio / Maintenance Pages 10-21



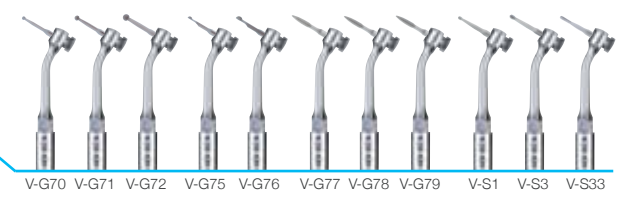
## Perio / Maintenance Pages 10-21



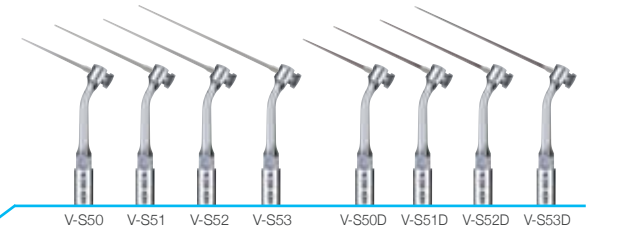
## Prosthetics Pages 34-37



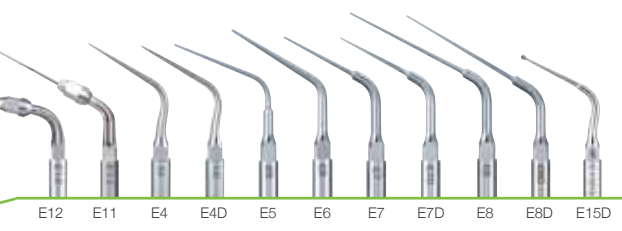
## V-Tip (Restorative) Pages 44-48



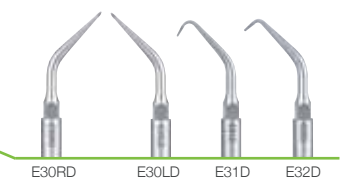
## V-Tip (Endodontics) Pages 38-43



## Endodontics Pages 22-29

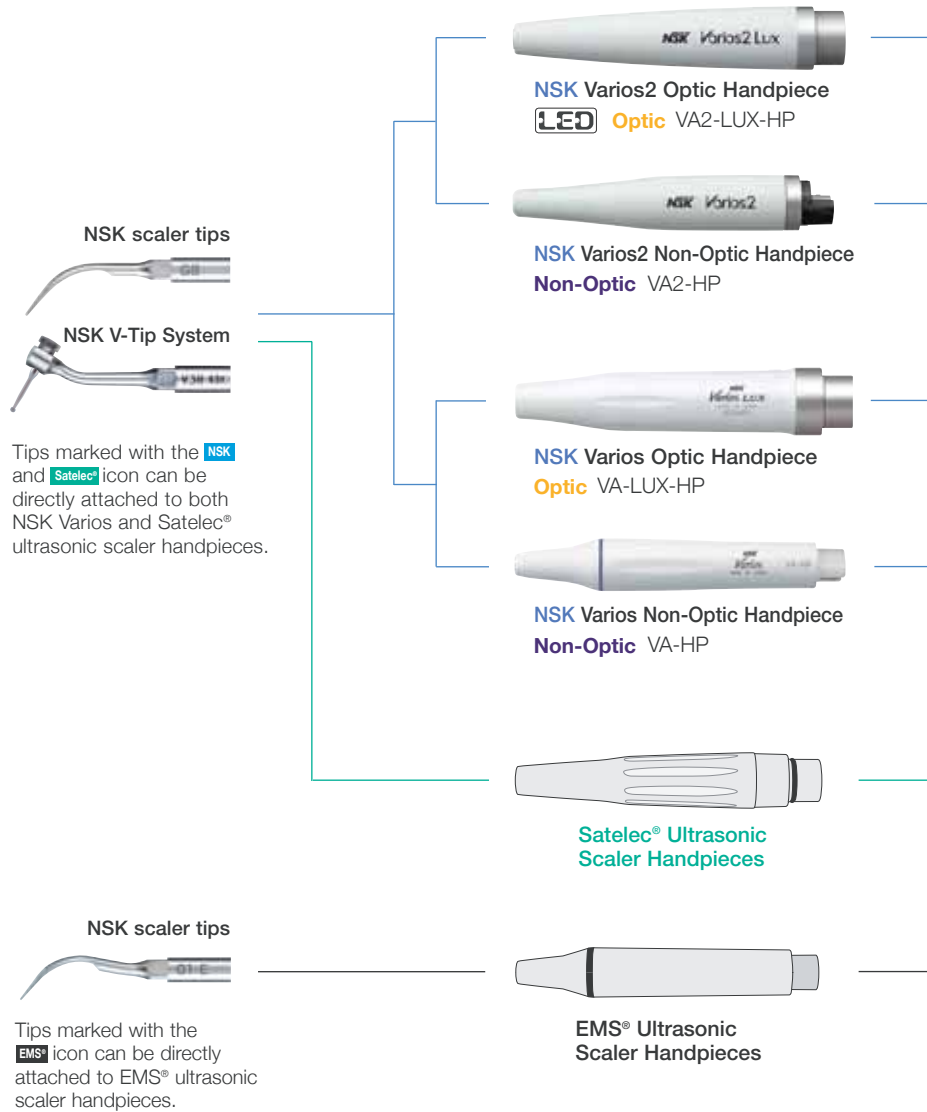


## Retrograde Endo Pages 30-31



# Varios2 / Varios Tips

NSK tips fit Varios and Varios2 ultrasonic scaler handpieces as well as Satelec® ultrasonic scaler handpieces. NSK make a number of tips which will fit on EMS® ultrasonic scaler handpieces. The following is a guide to illustrate all NSK Varios tips, their applications and connectivity.



**Varios series**  
Powered by **iPiezo engine®**

**Varios 970**  
Clinical Multi Function Ultrasonic Scaler with 2Bottles

**Varios 370**  
Compact Multipurpose Control Unit at Your Fingertips

**Varios**

**Varios 750**  
Clinical Ultrasonic Scaler with Bottle

**Varios 560**  
Compact Multi Function Ultrasonic Scaler

**Varios 350**  
Compact Multi Function Ultrasonic Scaler



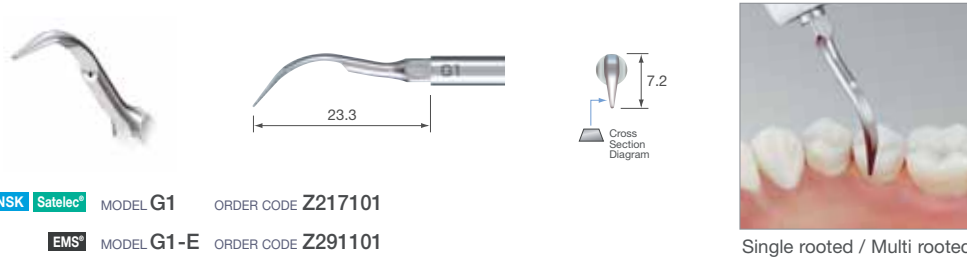
# SCALING

Varios tips are designed for initial periodontal treatment, and are mainly used for supragingival scaling. Eleven versions of NSK Varios tips allow the removal of supragingival calculus, interdental calculus, and calculus at the neck of the tooth.

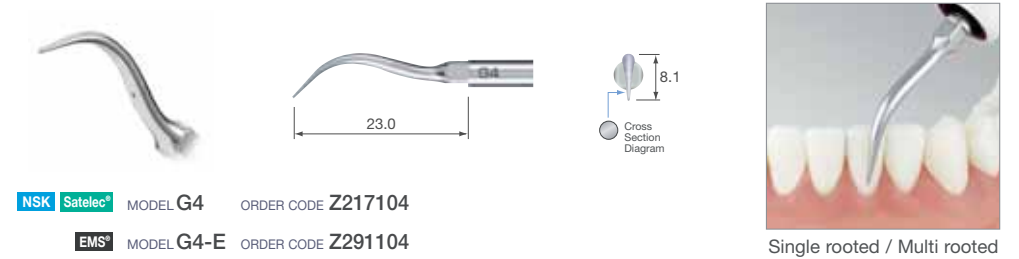
# SCALING



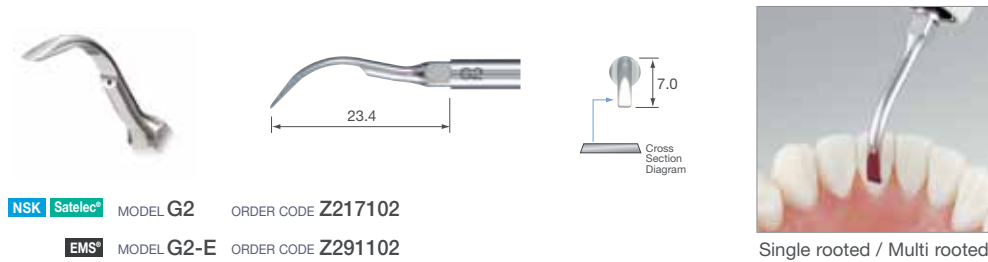
- G1**
- Removal of supra gingival tartar.
  - Removal of tartar narrow interdental space.
  - Removal of marginal gingival calculus.



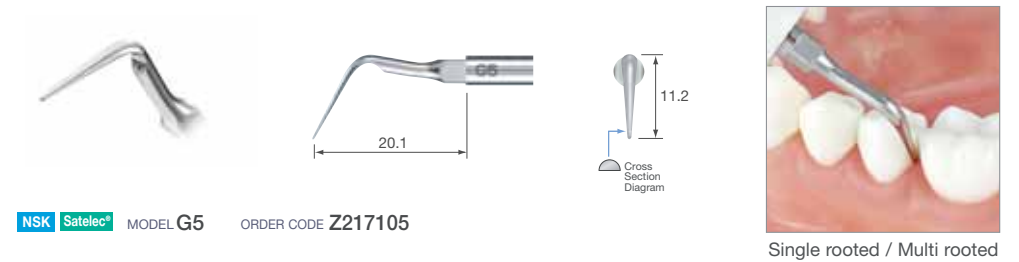
- G4**
- Removal of supra gingival tartar.
  - Removal of marginal gingival calculus.



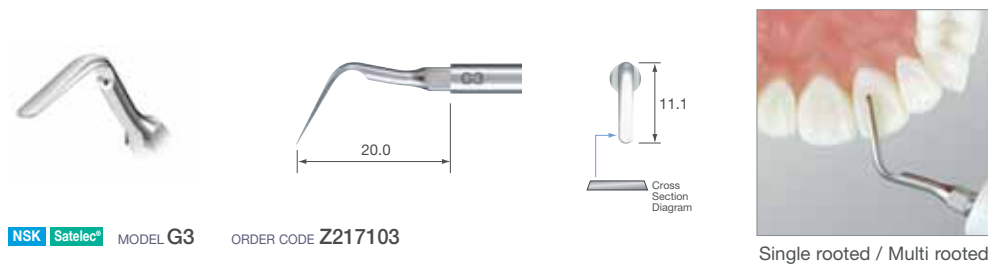
- G2**
- Removal of supra gingival tartar.



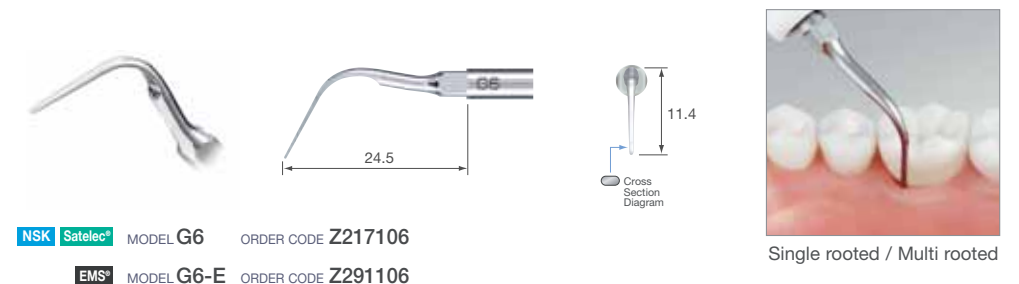
- G5**
- Removal of supra gingival tartar.
  - Removal of tartar narrow interdental space.
  - Removal of marginal gingival calculus.
  - Removal of gingival biofilm under natural tooth.



- G3**
- Removal of supra gingival tartar.



- G6**
- Removal of supra gingival tartar.
  - Removal of tartar narrow interdental space.
  - Removal of marginal gingival calculus.
  - Removal of gingival biofilm under natural tooth.



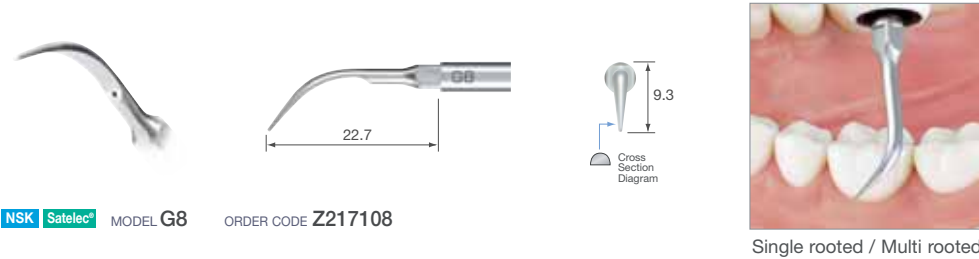
\*Cross section diagram is the image of a point 1 mm from the end.  
The illustrated tip diagram is four times bigger than the actual size.

Satelec® is registered trademarks of Acteon SA, France. EMS® is registered trademarks of Electro Medical Systems SA, Switzerland.  
Refer to the power guide on pages 52-53.

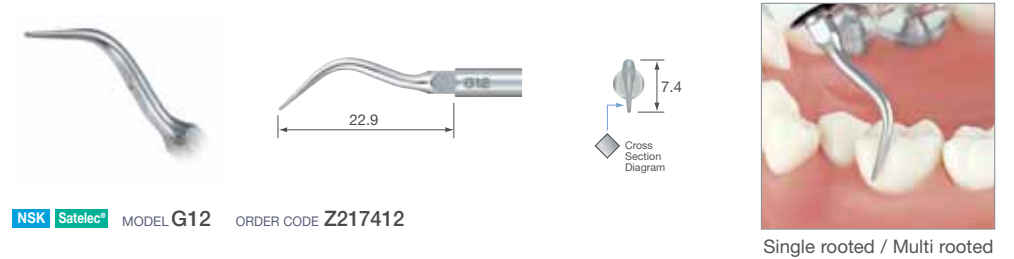
# SCALING



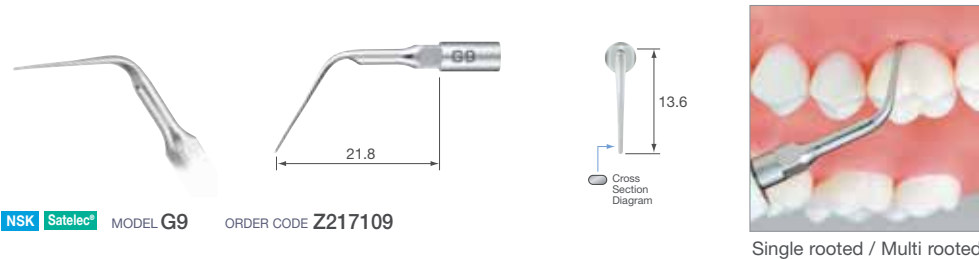
**G8** • Removal of supra gingival tartar. • Removal of tartar narrow interdental space.  
• Removal of marginal gingival calculus.



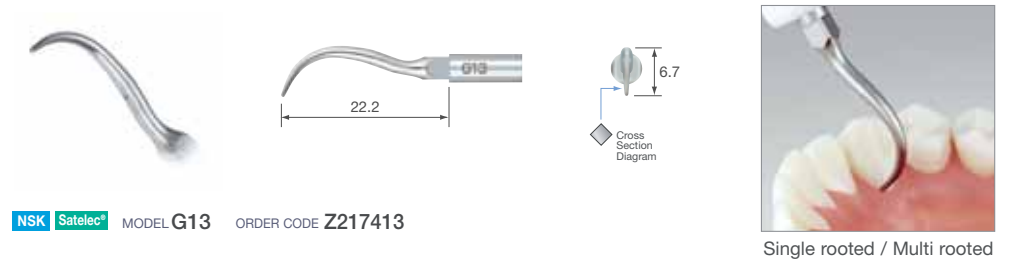
**G12** • Removal of supra gingival tartar.



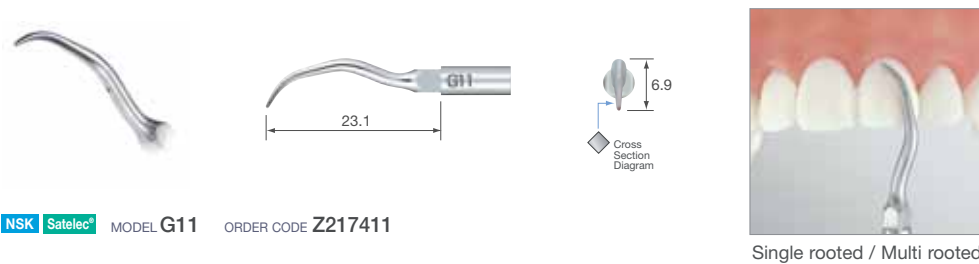
**G9** • Removal of supra gingival tartar. • Removal of tartar narrow interdental space.  
• Removal of marginal gingival calculus. • Removal of gingival biofilm under natural tooth.



**G13** • Removal of supra gingival tartar.



**G11** • Removal of supra gingival tartar.



\*Cross section diagram is the image of a point 1 mm from the end.  
The illustrated tip diagram is four times bigger than the actual size.

Satelec® is registered trademarks of Acteon SA, France.  
Refer to the power guide on pages 52-53.



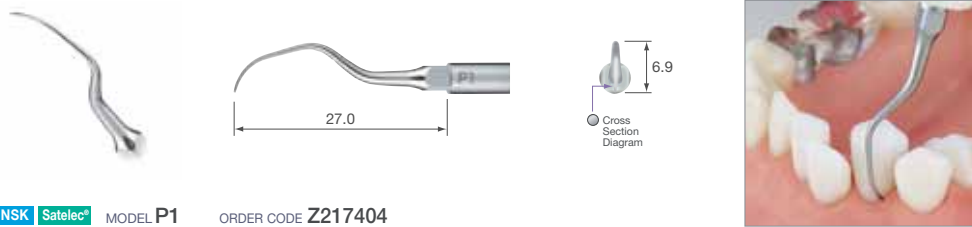
# PERIO

Varios Perio Tips are thin and designed for root planing and maintenance (breaking up biofilm), to provide the best access to furcation and curved roots.

# PERIO




**P1** • Removal of tartar narrow interdental space. • Removal of gingival biofilm.



NSK Satelec® MODEL P1 ORDER CODE Z217404

Single rooted

**P2D** • Removal of tartar narrow interdental space. • Removal of tartar in deep gingival. • Debridement of furcations. • Debridement of abscess. • Peeling wall internal pocket.

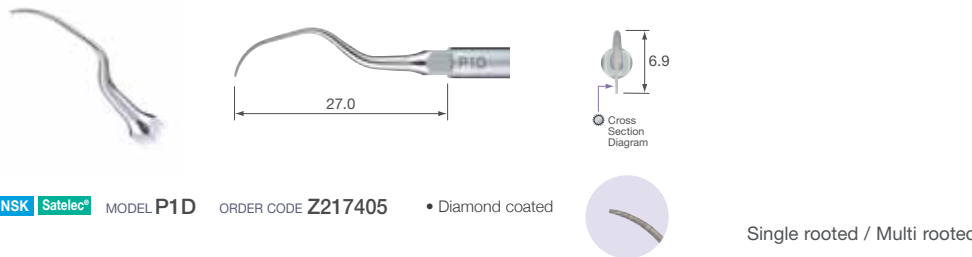


NSK Satelec® MODEL P2D ORDER CODE Z217402

- Diamond coated
- Right curved type

Single rooted / Multi rooted

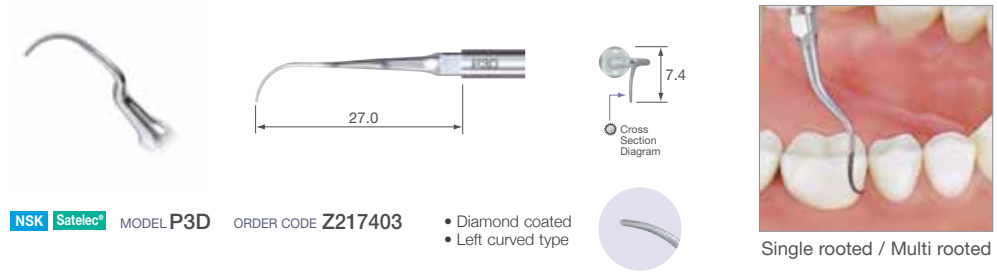
**P1D** • Removal of tartar narrow interdental space. • Removal of tartar in deep gingival. • Debridement of abscess. • Peeling wall internal pocket.



NSK Satelec® MODEL P1D ORDER CODE Z217405 • Diamond coated

Single rooted / Multi rooted

**P3D** • Removal of tartar narrow interdental space. • Removal of tartar in deep gingival. • Debridement of furcations. • Debridement of abscess. • Peeling wall internal pocket.




NSK Satelec® MODEL P3D ORDER CODE Z217403

- Diamond coated
- Left curved type

Single rooted / Multi rooted

P2D / P3D (From above)



\*Cross section diagram is the image of a point 1 mm from the end. The illustrated tip diagram is four times bigger than the actual size.

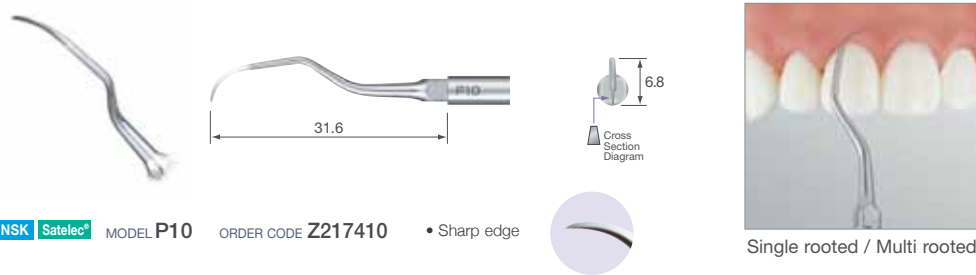
Satelec® is registered trademarks of Acteon SA, France. Refer to the power guide on pages 52-53.



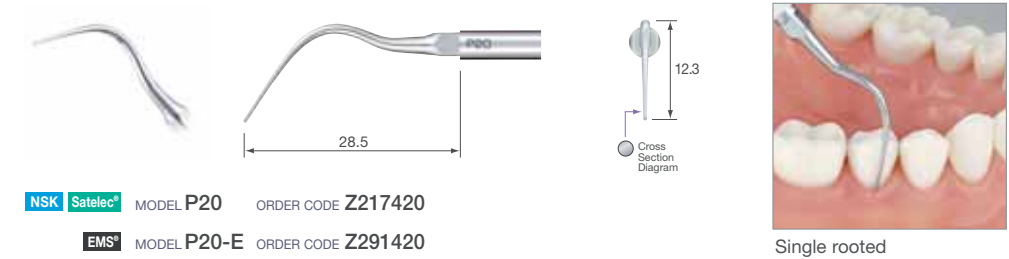
# PERIO



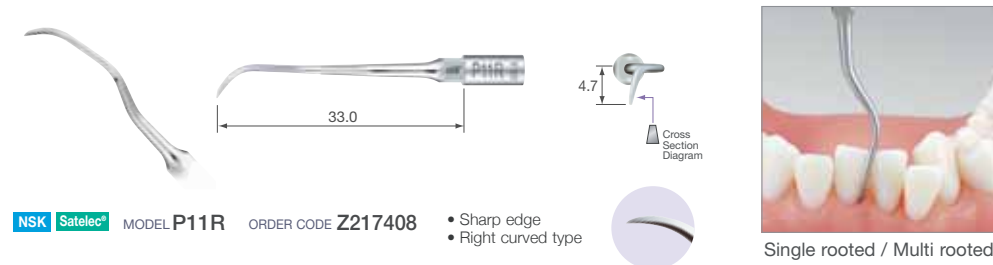
**P10** • Removal of supra gingival tartar. • Removal of tartar narrow interdental space  
• Removal of marginal gingival calculus. • Removal of gingival biofilm.



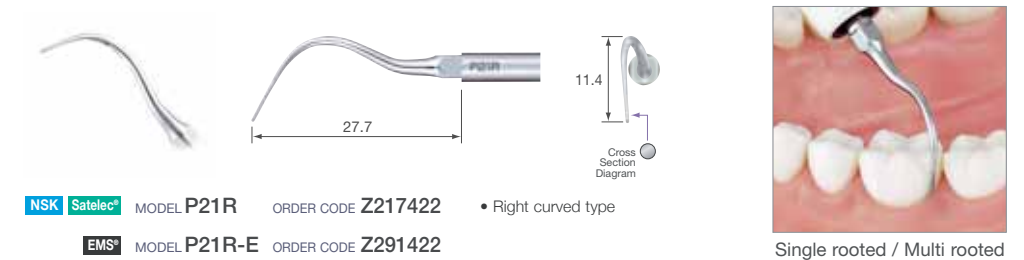
**P20** • Removal of gingival biofilm.



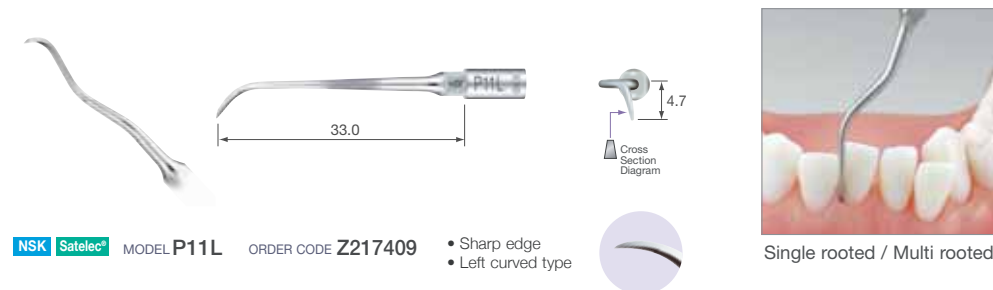
**P11R** • Removal of tartar narrow interdental space. • Removal of tartar in deep gingival.  
• Removal of gingival biofilm. • Removal of Biofilm furcation area. • Debridement of furcations.



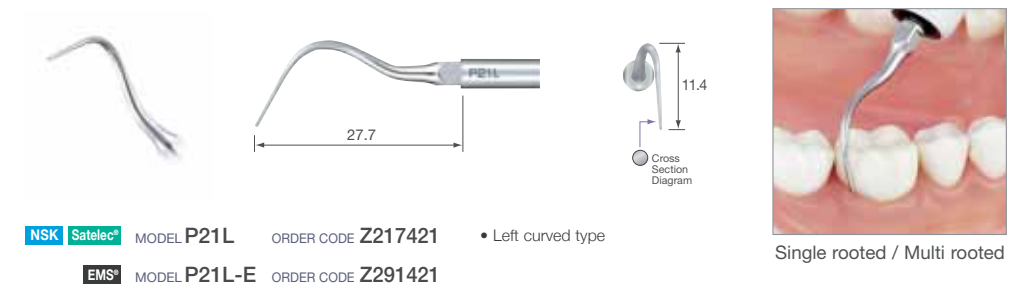
**P21R** • Removal of gingival biofilm.



**P11L** • Removal of tartar narrow interdental space. • Removal of tartar in deep gingival.  
• Removal of gingival biofilm. • Removal of Biofilm furcation area. • Debridement of furcations.



**P21L** • Removal of gingival biofilm.



\*Cross section diagram is the image of a point 1 mm from the end.  
The illustrated tip diagram is four times bigger than the actual size.

Satelec® is registered trademarks of Acteon SA, France. EMS® is registered trademarks of Electro Medical Systems SA, Switzerland.  
Refer to the power guide on pages 52-53.

# PERIO



## P25R • Removal of gingival biofilm. • Removal of Biofilm furcation area.

NSK Satelec® MODEL **P25R** ORDER CODE **Z217424** • Right curved type  
 EMS® MODEL **P25R-E** ORDER CODE **Z291424**

Single rooted / Multi rooted

## P25L • Removal of gingival biofilm. • Removal of Biofilm furcation area.

NSK Satelec® MODEL **P25L** ORDER CODE **Z217425** • Left curved type  
 EMS® MODEL **P25L-E** ORDER CODE **Z291425**

Single rooted / Multi rooted

## P26R • Removal of tartar narrow interdental space. • Removal of tartar in deep gingival. • Removal of gingival biofilm. • Removal of Biofilm furcation area. • Debridement of furcations.

NSK Satelec® MODEL **P26R** ORDER CODE **Z217426** • Sharp edge  
 • Right curved type

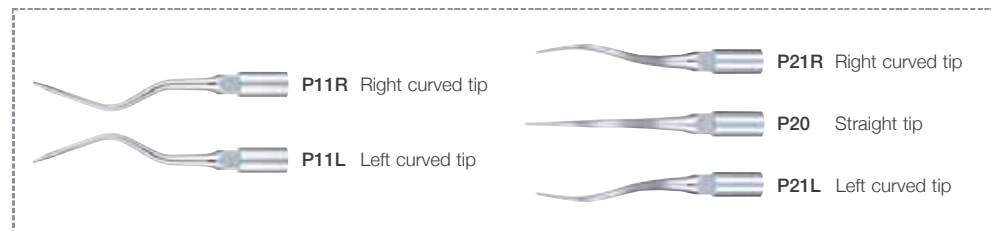
Single rooted / Multi rooted

## P26L • Removal of tartar narrow interdental space. • Removal of tartar in deep gingival. • Removal of gingival biofilm. • Removal of Biofilm furcation area. • Debridement of furcations.

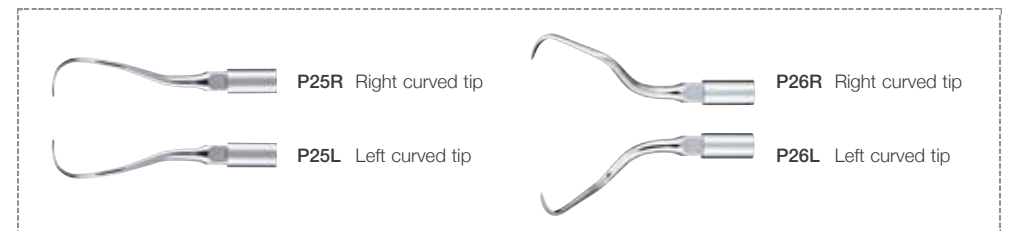
NSK Satelec® MODEL **P26L** ORDER CODE **Z217427** • Sharp edge  
 • Left curved type

Single rooted / Multi rooted

### P11R / P11L / P21R / P20 / P21L (From above)



### P25R / P25L / P26R / P26L (From above)



\*Cross section diagram is the image of a point 1 mm from the end. The illustrated tip diagram is four times bigger than the actual size.

Satelec® is registered trademarks of Acteon SA, France. EMS® is registered trademarks of Electro Medical Systems SA, Switzerland. Refer to the power guide on pages 52-53.


# MAINTENANCE (V-Tip)



■ V-Tip System → Pages 38-41



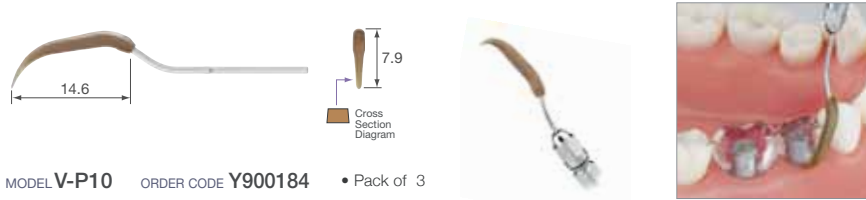
## V10



**NSK Satelec** MODEL **V10** ORDER CODE **Z217041**

- Includes E-Tip replacement wrench
- \*Plastic Tip is not included

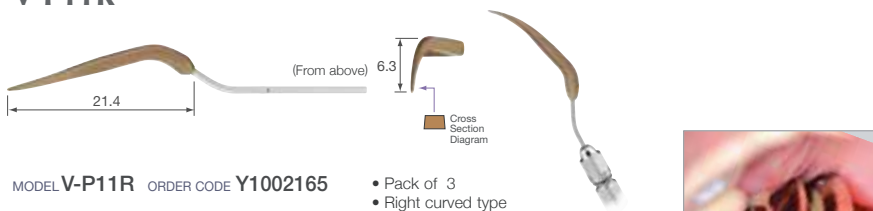
**V-P10** For the maintenance of prostheses and implants. Produced from special material to allow safe debridement without causing damage to metals and implants.



MODEL **V-P10** ORDER CODE **Y900184** • Pack of 3

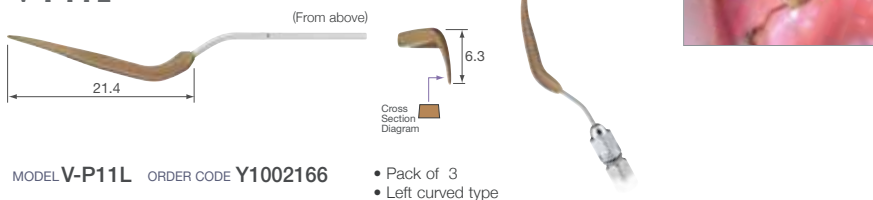
V-P11R/L left and right are double bent tips. This tip is extra long to easily access difficult to reach areas and to avoid interference with neighbouring teeth or contours. Its shape was designed to best fit different tooth morphologies, making this a versatile tip for a wide range of uses from anterior teeth to premolars.

### V-P11R




MODEL **V-P11R** ORDER CODE **Y1002165** • Pack of 3  
• Right curved type

### V-P11L



MODEL **V-P11L** ORDER CODE **Y1002166** • Pack of 3  
• Left curved type

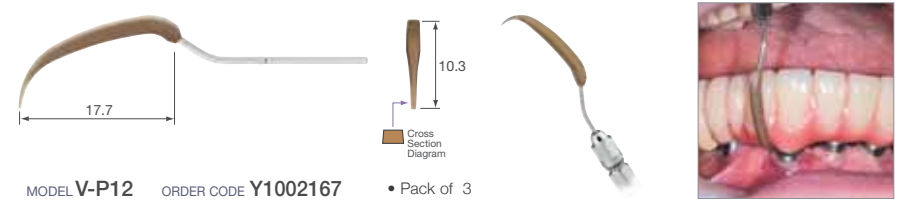
## V10



**NSK Satelec** MODEL **V10** ORDER CODE **Z217041**

- Includes E-Tip replacement wrench
- \*Plastic Tip is not included

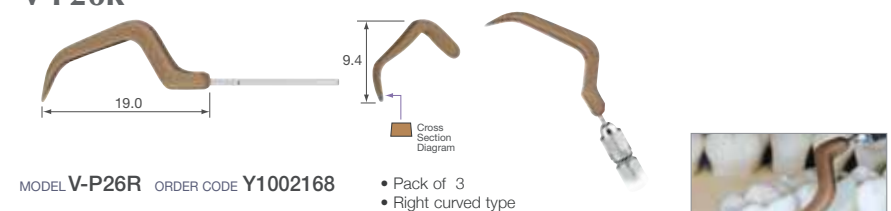
**V-P12** V-P12 is a longer version of the popular V-P10 tip. It serves a wide range of applications, including the maintenance of implants and other prosthetic devices. Its shape offers easy access to all treatment areas.



MODEL **V-P12** ORDER CODE **Y1002167** • Pack of 3

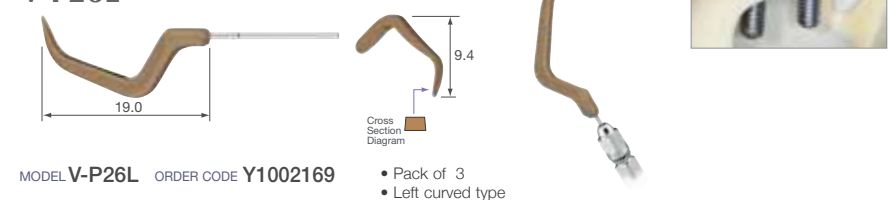
V-P26R/L is a double-bent tips. The wide angles offer access to areas that cannot be reached with V-P11R/L tips or other conventional instruments. These tips are ideally suited to access the distal surfaces of molars and corner areas as the end of the tip fits tooth morphology very closely.

### V-P26R



MODEL **V-P26R** ORDER CODE **Y1002168** • Pack of 3  
• Right curved type

### V-P26L



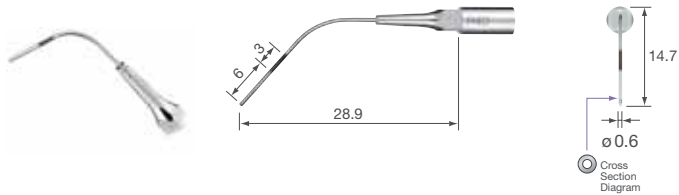
MODEL **V-P26L** ORDER CODE **Y1002169** • Pack of 3  
• Left curved type

# PERIO (Irrigation and Cleaning)

For effective cleaning following debridement or scaling.  
\*No scaling effect

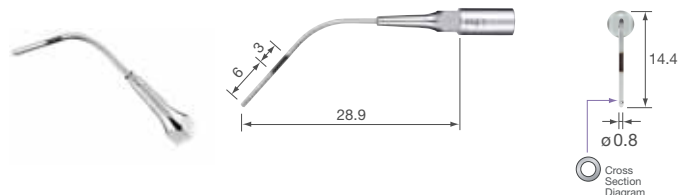


**P40** • Safe to use regardless of the pocket condition due to the marking guideline of 3 mm from the position of 6 mm.



NSK Satelec® MODEL P40 ORDER CODE Z217550 • Tip diameter  $\varnothing$  0.6 mm

## P41



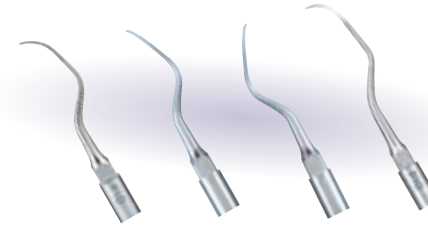
NSK Satelec® MODEL P41 ORDER CODE Z217555 • Tip diameter  $\varnothing$  0.8 mm

### Dual irrigation points



- Irrigation from dual points on lateral areas of the apex.
- Effective cleaning regardless of the insertion angle.
- The rounded apex shape for safety in periodontium.

## Perio Kit A



NSK Satelec® MODEL Perio Kit A ORDER CODE Y900144

- P1D, P2D, P3D, P10 : 1 pc. each
- Tip holder : 1 pc.

## Perio Kit B



NSK Satelec® MODEL Perio Kit B ORDER CODE Y900145

- P20, P25R, P25L : 1 pc. each
- Tip holder : 1 pc.



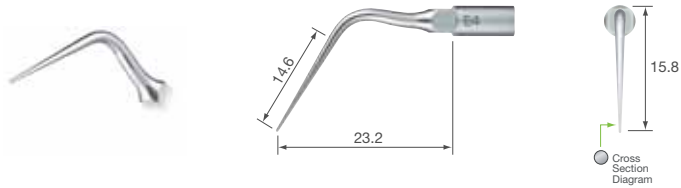
# ENDODONTICS

NSK offers endodontic file and tips to achieve quick and effective treatments for root canal enlarging, irrigation, and filling.

# ENDODONTICS

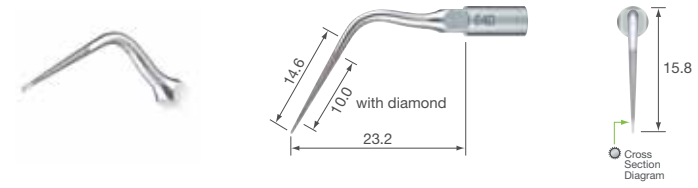


**E4** • Application for root canal cleaning and removal of foreign particles.



NSK Satelec® MODEL E4 ORDER CODE Z217428


**E4D** • Application for root canal cleaning and root canal enlargement.



NSK Satelec® MODEL E4D ORDER CODE Z217528 • Diamond coated

\* In order to reduce the incidence of ledge formation, there is no diamond coating on the end of the tip. (1mm)

**E7** • Removal of filling and foreign material.



NSK Satelec® MODEL E7 ORDER CODE Z217307 • Water not required

**E7D** • Enlargement of root canal wall.



NSK Satelec® MODEL E7D ORDER CODE Z217317 • Diamond coated

**E8** • Removal of filling and foreign material.



NSK Satelec® MODEL E8 ORDER CODE Z217308 • Water not required

**E8D** • Enlargement of root canal wall.



NSK Satelec® MODEL E8D ORDER CODE Z217318 • Diamond coated

\* For tips E5, E6, E7, E7D, E8, E8D, E11 and E12, please use the attached E Tip Replacement Wrench.


\* Cross section diagram is the image of a point 1 mm from the end. The illustrated tip diagram is four times bigger than the actual size.

NSK Satelec® is registered trademarks of Acteon SA, France. Refer to the power guide on pages 52-53.

# ENDODONTICS

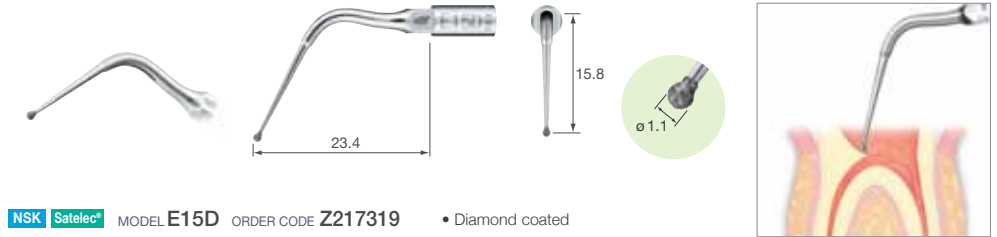


## E5 • Lateral condensation.



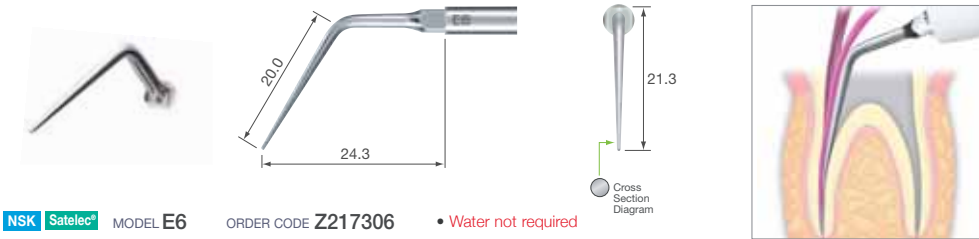
NSK Satelec® MODEL E5 ORDER CODE Z217305 • Water not required

## E15D • For locating root canals and removal of calcifications.



NSK Satelec® MODEL E15D ORDER CODE Z217319 • Diamond coated

## E6 • Lateral condensation.



NSK Satelec® MODEL E6 ORDER CODE Z217306 • Water not required

\*For tips E5, E6, E7, E7D, E8, E8D, E11 and E12, please use the attached E Tip Replacement Wrench.

\*Cross section diagram is the image of a point 1 mm from the end. The illustrated tip diagram is four times bigger than the actual size.

Satelec® is registered trademarks of Acteon SA, France.  
Refer to the power guide on pages 52-53.

# ENDODONTICS



## E11 • 120° Angle Holder for U files



NSK Satelec® MODEL E11 ORDER CODE Z217031

- For U files (Shank dia : 0.8 mm)
- For root canal cleaning
- For anterior teeth
- Includes E Tip replacement wrench
- \* File is optional

## E12 • 95° Angle Holder for U files



NSK Satelec® MODEL E12 ORDER CODE Z217032

- For U files (Shank dia : 0.8 mm)
- For root canal cleaning
- For posterior teeth
- Includes E Tip replacement wrench
- \* File is optional

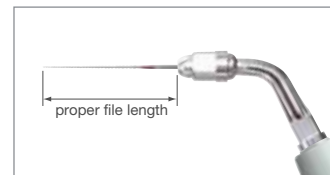
## U Files

Length : 33 mm  
Shank dia. : 0.8 mm


• ISO15 • Pack of 6	MODEL U files 33 mm / #15 ORDER CODE Y900062
• ISO20 • Pack of 6	MODEL U files 33 mm / #20 ORDER CODE Y900063
• ISO25 • Pack of 6	MODEL U files 33 mm / #25 ORDER CODE Y900064
• ISO30 • Pack of 6	MODEL U files 33 mm / #30 ORDER CODE Y900065
• ISO35 • Pack of 6	MODEL U files 33 mm / #35 ORDER CODE Y900066

Always refer to this reference chart to ensure correct and accurate proper file length to avoid file breakage.

	#15	#20	#25	#30	#35
E11	22 mm	24.5 mm	22 mm	22 mm	22 mm
E12	22 mm	24.5 mm	24.5 mm	24.5 mm	22 mm



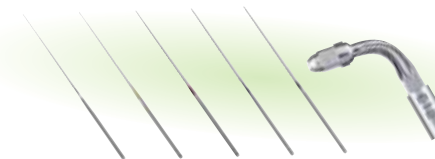
## Endo Kit E11 For anterior teeth



NSK Satelec® MODEL Endo Kit E11 ORDER CODE Y900146

- E11 : 1 pc. 120° angle holder for anterior teeth
- E Tip replacement wrench : 1 pc.
- U files 33 mm #15, #20, #25, #30, #35 : Pack of 6 each size

## Endo Kit E12 For posterior teeth



NSK Satelec® MODEL Endo Kit E12 ORDER CODE Y900147

- E12 : 1 pc. 95° angle holder for posterior teeth
- E Tip replacement wrench : 1 pc.
- U files 33 mm #15, #20, #25, #30, #35 : Pack of 6 each size

\*For tips E5, E6, E7, E7D, E8, E8D, E11 and E12, please use the attached E Tip Replacement Wrench.

\*Cross section diagram is the image of a point 1 mm from the end. The illustrated tip diagram is four times bigger than the actual size.

Satelec® is registered trademarks of Acteon SA, France.  
Refer to the power guide on pages 52-53.

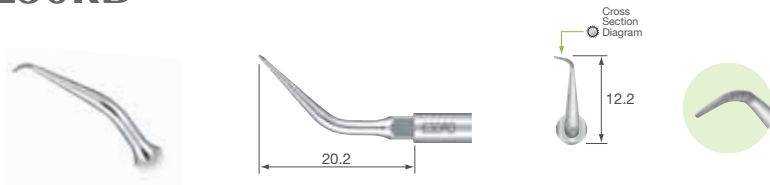


# RETROGRADE ENDO

The microscopic diamond coated tip allows effective removal of dentin at the apex.  
2 types of angled tips (90°, 70°) are available for anterior teeth and another 2 types of curved tips (right and left) are available for molar teeth.

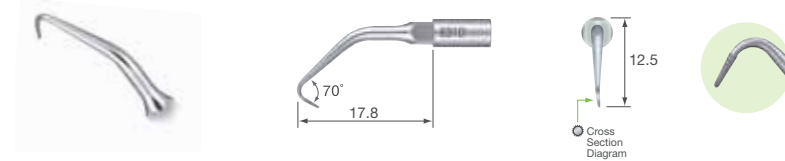


## E30RD • Diamond coated tip allows efficient cavity preparation.



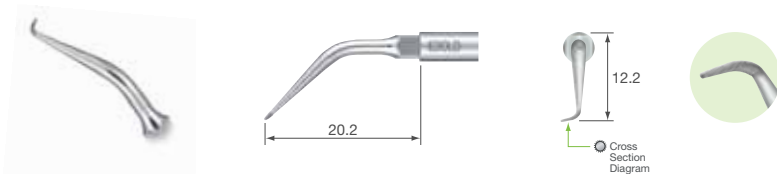
NSK Satelec® MODEL E30RD ORDER CODE Z217212 • Diamond coated • For posterior teeth (right angled)

## E31D • Diamond coated tip allows efficient cavity preparation.



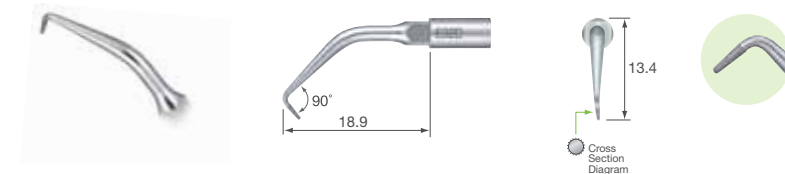
NSK Satelec® MODEL E31D ORDER CODE Z217210 • Diamond coated • For anterior and posterior teeth (70°)

## E30LD • Diamond coated tip allows efficient cavity preparation.



NSK Satelec® MODEL E30LD ORDER CODE Z217213 • Diamond coated • For posterior teeth (left angled)

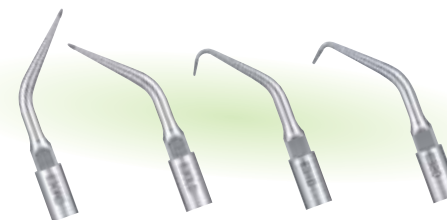
## E32D • Diamond coated tip allows efficient cavity preparation.



NSK Satelec® MODEL E32D ORDER CODE Z217211 • Diamond coated • For anterior teeth (90°)



## Retro Kit



NSK Satelec® MODEL Retro Kit ORDER CODE Y900149

- E30RD, E30LD, E31D, E32D : 1 pc. each
- Tip holder : 1 pc.

# RESTORATIVE


Ultrasonic vibration is applied to the tooth surface. The compact handpiece is ideal for small mouths and at sites where a rotary handpiece is difficult to access. A variety of tips are available for caries removal and tooth surface detailing.



# RESTORATIVE

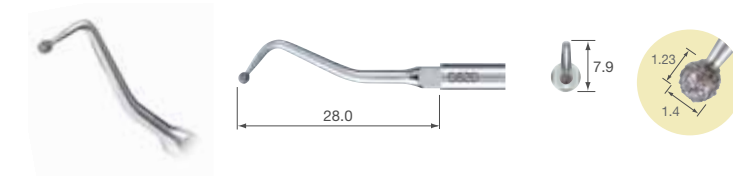


**G61D** • Use the tip with the spherical diamond at the top. Bleeding occurs rarely.



NSK Satelec® MODEL G61D ORDER CODE Z217601 • Diamond coated

**G62D** • Use the tip with the spherical diamond at the top. Bleeding occurs rarely.



NSK Satelec® MODEL G62D ORDER CODE Z217602 • Diamond coated



# PROSTHETICS

Tips for the removal of prostheses, for amalgam condensation are provided as well as for scaling, perio and endodontic.

# PROSTHETICS

Condensation / Loosening / Plugging

**G21** • For cementing a small prosthesis such as an inlay for anterior teeth.



NSK Satelec® MODEL G21 ORDER CODE Z217010 • For anterior teeth • Water not required  
• 3 caps supplied

**G22** • For cementing a large prosthesis such as an onlay or a crown for molar teeth.



NSK Satelec® MODEL G22 ORDER CODE Z217020 • For posterior teeth • Water not required  
• 3 caps supplied



## Tip Cap

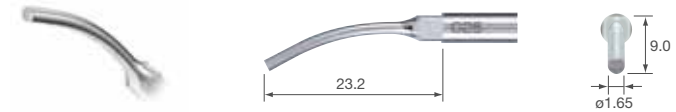


MODEL Tip Cap ORDER CODE Y140751

- For G21 / G22
- Pack of 10
- Autoclavable




**G25** • Crown removal. (ø1.65 mm thickness)



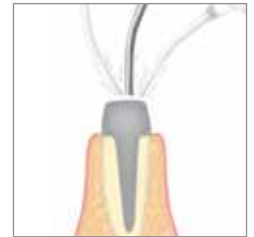
NSK Satelec® MODEL G25 ORDER CODE Z217205 • Water not required



**G26** • Post removal. (ø1.3 mm thickness)



NSK Satelec® MODEL G26 ORDER CODE Z217206



**G28** • Amalgam condensation.



NSK Satelec® MODEL G28 ORDER CODE Z217208 • Water not required





# V-TIP SYSTEM

The V-Tip System is unique to NSK. This tip features interchangeable inserts. The replaceable inserts make the tip suitable for various applications such as enlarging, shaping, and cleaning root canals, removal of broken files and identifying root canals. It is very economical to replace because only worn parts need to be replaced.

# V-TIP SYSTEM

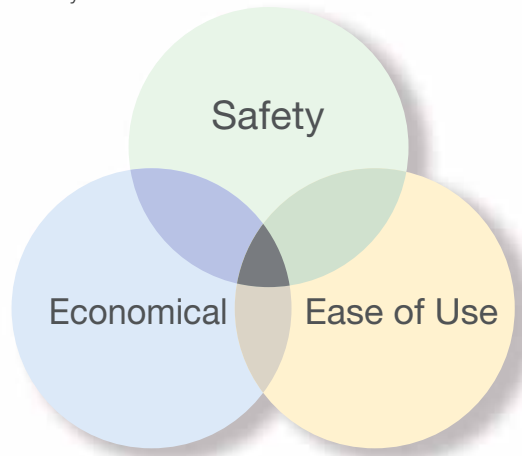



NSK Varios V-Tip holder system is innovative, multi-functional and economical. The V-Tip holder is a separate component to the actual cutting tips and can be easily and inexpensively replaced. NSK V-Tip holder system offers the flexibility and expandability to meet the wide requirements for multi-purpose clinical applications.

## 3 Features

### Safety

- Minimal damage to soft tissue
- Less risk of bleeding
- Cutting with ultrasonic instruments is minimally invasive

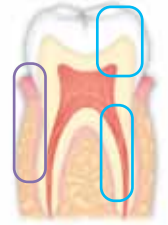


### Economical

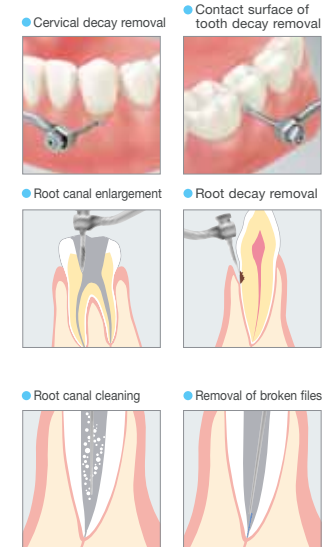
- One tip - Replaceable inserts
- Inserts are inexpensive

### Ease of Use

- Small tip head guarantees excellent visibility
- Small head enables great access to distal sides of molar teeth and buccal area
- One tip meets the wide requirements of many clinical applications




## V-TIP System Line Up



### Restorative Pages 44-48



### Endodontics Pages 42-43



### Maintenance Pages 18-19

- For Protheses or Implant Maintenance



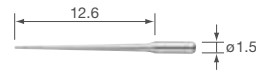
**V30**  
120° Angle type

**V10**  
Straight



## For Root Canal Cleaning

### V-S50



MODEL **V-S50** ORDER CODE **Y900169**

- For root canal cleaning 17 mm
- Pack of 3

### V-S51



MODEL **V-S51** ORDER CODE **Y900170**

- For root canal cleaning 23 mm
- Pack of 3


### V-S52



MODEL **V-S52** ORDER CODE **Y900171**

- For root canal cleaning 26 mm
- Pack of 3

### V-S53



MODEL **V-S53** ORDER CODE **Y900172**

- For root canal cleaning 32 mm
- Pack of 3

### V30




**NSK Satelec** MODEL **V30** ORDER CODE **Z217030**

- Includes E Tip replacement wrench
- \* Tip is optional

## For Root Canal Enlargement


### V-S50D



MODEL **V-S50D** ORDER CODE **Y900173**

- Diamond coated
- For root canal enlargement 17 mm
- Pack of 3


### V-S51D



MODEL **V-S51D** ORDER CODE **Y900174**

- Diamond coated
- For root canal enlargement 23 mm
- Pack of 3


### V-S52D



MODEL **V-S52D** ORDER CODE **Y900175**


- Diamond coated
- For root canal enlargement 26 mm
- Pack of 3

### V-S53D




MODEL **V-S53D** ORDER CODE **Y900176**

- Diamond coated
- For root canal enlargement 32 mm
- Pack of 3



\* In order to reduce the incidence of ledge formation, there is no diamond coating on the end of the tip. (1mm)

### V30



**NSK Satelec** MODEL **V30** ORDER CODE **Z217030**

- Includes E Tip replacement wrench
- \* Tip is optional

# V-TIP SYSTEM (Restorative)



The advantage of ultrasonic cutting is that tip movement is minute allowing only decayed dentine to be removed, while sound dentine is preserved. Cervical decay can be treated with minimum bleeding enabling quicker recovery.



## For Minimal Intervention

**V-G70**

MODEL **V-G70** ORDER CODE **Y900118**

- Diamond coated
- Pack of 3

---

**V-G71**

MODEL **V-G71** ORDER CODE **Y900119**

- Diamond coated
- Pack of 3

---

**V-G72**

MODEL **V-G72** ORDER CODE **Y900120**

- Diamond coated
- Pack of 3

---

**V30**

NSK Satelec® MODEL **V30** ORDER CODE **Z217030**

- Includes E Tip replacement wrench
- \* Tip is optional



## For Minimal Intervention

**V-G75**

MODEL **V-G75** ORDER CODE **Y900121**

- Diamond coated
- Pack of 3

---

**V-G76**

MODEL **V-G76** ORDER CODE **Y900122**

- Diamond coated
- Pack of 3

---

**V30**

NSK Satelec® MODEL **V30** ORDER CODE **Z217030**

- Includes E Tip replacement wrench
- \* Tip is optional





# V-TIP SYSTEM (Restorative)



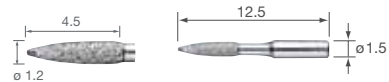
The NSK Varios V-Tip System has been developed to carry out "Minimally Invasive" dental procedures. As an alternative to rotary cutting, the Varios V-Tip offers precise and effective ultrasonic technology cutting.



## For Finishing / Trimming / Polishing

### V-G77

Normal grade




MODEL **V-G77** ORDER CODE **Y900165**

- Diamond coated
- Pack of 3

### V-G78

Fine grade




MODEL **V-G78** ORDER CODE **Y900166**

- Diamond coated
- Pack of 3

### V-G79

Super fine grade



MODEL **V-G79** ORDER CODE **Y900167**

- Diamond coated
- Pack of 3

## V30



NSK Satelec® MODEL **V30** ORDER CODE **Z217030**

- Includes E Tip replacement wrench
- \* Tip is optional

## For Caries of Dentin

### V-S1



MODEL **V-S1** ORDER CODE **Y900161**

- Stainless tip
- Pack of 3


### V-S3



MODEL **V-S3** ORDER CODE **Y900162**

- Stainless tip
- Pack of 3

### V-S33



MODEL **V-S33** ORDER CODE **Y900163**

- Stainless tip
- Pack of 3

## V30



NSK Satelec® MODEL **V30** ORDER CODE **Z217030**

- Includes E Tip replacement wrench
- \* Tip is optional

# V-TIP SYSTEM (Restorative)




## Assorted Tip Kit (For Minimal Intervention)




MODEL Assorted Tip Kit ORDER CODE Y900158  
 • V-G70, V-G71, V-G72, V-G75, V-G76 : 1 pc. each

## Assorted Tip Kit (For Finishing / Trimming / Polishing)



MODEL Assorted Tip Kit ORDER CODE Y900168  
 • V-G77, V-G78, V-G79 : 1 pc. each

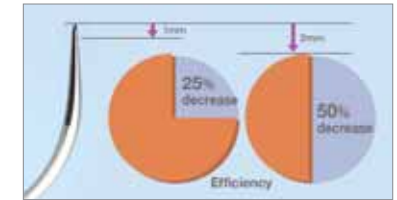
## Assorted Tip Kit (For Caries of Dentin)



MODEL Assorted Tip Kit ORDER CODE Y900164  
 • V-S1, V-S3, V-S33 : 1 pc. each

## The Varios Tip Card - Easy to use guide to assess tip wear

Ultrasonic scaler's tips wear through repeated use. Worn tips swing differently to new tips and do not perform as effectively. To check the condition of the tip, use the Varios Tip Card.



## How to use the Varios Tip Card

1. Place the neck of the tip in the cut out.
2. Check wear of the tip.
3. See the green, yellow and red line to check wear of the tip. \*See below what each color means.

At NSK we recommend to replace a tip when the tip meets the yellow line (wear of 1mm) to guarantee safe and effective use.

**Green: No wear - Tip is OK**

Tip replacement is not necessary




**Yellow: Wear of 1mm - Tip is showing some wear**

Tip replacement is recommended



**Red: Wear of 2mm - Tip is badly worn**

Tip replacement is necessary



\*The Tip Card can be used to check the following tips : G1, G4, G6, G8, G9, P1/P1D, P10, and P20



### Tip Replacement Wrench with Torque Limiter

For tips G1- G62D, P1- P41, E4, E4D, E15D, E30RD, E30LD, E31D, E32D and V-tip replaceable insets.

\*Please tighten the tip until it clicks.



### E Tip Replacement Wrench

For V10 (V-tip holder), tips E5, E6, E7, E7D, E8, E8D, E11, E12 and the inserts of V30 (V-tip holder).

# Varios 970 Optic / Non-Optic Powered by **iPiezo engine**<sup>®</sup>



## Multifunction Portable Unit for Extreme Versatility

All-in-one - Stylish compact all-in-one unit for Periodontic, Endodontic, Scaling, MI applications and Implant maintenance. The all new Varios features the latest developments in piezo technology; The iPiezo engine from NSK assures stable output by automatically adjusting to the optimum frequency depending on the loading of the tip.

### Advantages

- Slimmest and lightest\* handpiece with LED illumination
- Extensive tip range for a wide range of applications
- Easily Interchangeable Solution Bottles
- Simple Unit Design for Clean Maintenance

\* as of Nov. 2009



### Specifications

- Power Supply : AC 120V or 230V 50/60 Hz
- Frequency : 28-32 KHz
- Max. output : 11 W (G mode)
- Dimensions : W160 x D270 x H190 (mm) (Including Bottle)
- Unit weight : 2.1 kg (Except attachment)
- Bottle volume : 400 mL (x 2 bottles)

## Varios 970 Complete Sets



### Optic Varios 970 Optic Complete Sets

MODEL VA970 LUX (120V) ORDER CODE Y1001166

MODEL VA970 LUX (230V) ORDER CODE Y1001168

### Non-Optic Varios 970 Non-Optic Complete Sets

MODEL VA970 (120V) ORDER CODE Y1001174

MODEL VA970 (230V) ORDER CODE Y1001175

### Contents

- Control unit • Handpiece • Handpiece cord • 3 Scaling tips (G4, G8, G9) • Foot control (FC-70)
- 2 x Irrigation bottles • 3 x Tip wrench with torque limiter • AC power cord • Sterilization case

# Varios 370 Optic / Non-Optic Powered by **iPiezo engine**<sup>®</sup>



## Compact Multipurpose Control Unit at Your Fingertips

Varios 370 has been especially developed to offer a compact, portable control unit allowing easy installation into any dental unit. It is simple to operate and suitable for a variety of clinical procedures.

### Advantages

- Powered by iPiezo engine
- Potable ultra compact body
- Simple and intuitive operation control panel
- Large water adjustment and power knob for easy operation
- Holders are available for various installation
- Handpiece is washable in the thermodisinfectant and autoclavable up to 135°C



### Specifications

- Power Supply : 100-240V AC 50/60 Hz
- Frequency : 28-32 KHz
- Max. output : 11 W (G mode)
- Dimensions : W80 x D115 x H32 (mm) (with out knob and cord)
- Unit weight : 0.43 kg (without attachment)

## Varios 370 Complete Sets



### Contents

- Control unit with handpiece cord • Control unit holder • AC adaptor • Handpiece • Handpiece holder
- Water filter set • Water supply connector (120V only) • Foot control (FC-71)
- 3 Scaling tips (G4, G8, G9) • Tip wrench with torque limiter



### Varios 370 Units Installation Examples



On the dental console arm with Stand (optional).

On/Under the dental bracket table with Control Unit Holder

### Optic Varios 370 Optic Complete Sets

MODEL VA370 LUX (120V) ORDER CODE Y1001958

MODEL VA370 LUX (230V) ORDER CODE Y1001343

### Non-Optic Varios 370 Non-Optic Complete Sets

MODEL VA370 (120V) ORDER CODE Y1001956

MODEL VA370 (230V) ORDER CODE Y1001340

# Power Guide According to Clinical Applications

Please always select and do not exceed correct power setting for each tip.  
Power level setting should not be more than indicated.

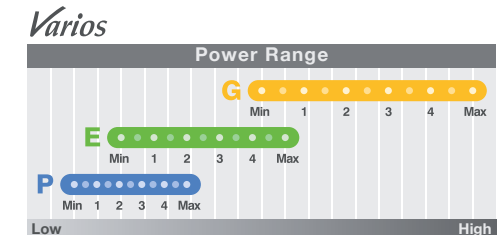
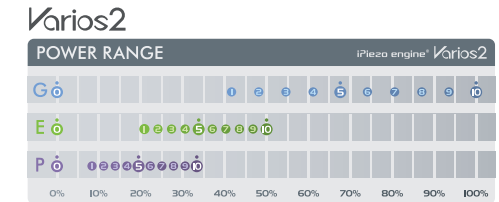
Tip No.	NSK		Satelec®	EMS®
	Varios2 970/370	Varios 750/560/350	P-Max XS P5 XS	Piezon Master 600 (miniMaster)
<b>SCALING</b>				
G1	Ⓒ 7	Ⓒ 3	15	Ⓐ 6
G2	Ⓒ 7	Ⓒ Max	15	Ⓐ 6
G3	Ⓒ 7	Ⓒ 3	15	Ⓐ 3
G4	Ⓒ 5	Ⓒ 3	15	Ⓐ 3
G5	Ⓒ 6	Ⓒ 3	15	—
G6	—	Ⓒ 1	15	Ⓐ 6
G8	Ⓒ 7	Ⓒ 3	15	—
G9	Ⓒ 5	—	15	—
G11	Ⓒ 6	Ⓒ 3	15	—
G12	Ⓒ 7	Ⓒ 3	15	—
G13	Ⓒ 6	Ⓒ 3	15	—
<b>PERIO / MAINTENANCE</b>				
P1	Ⓐ 6	Ⓐ 2	5	—
P1D	Ⓐ 10	Ⓐ 2	5	—
P2D	Ⓐ 8	Ⓐ 4	5	—
P3D	Ⓐ 8	Ⓐ 4	5	—
P10	Ⓐ 10	Ⓐ Max	5	—
P11R	Ⓐ 10	Ⓐ Max	5	—
P11L	Ⓐ 10	Ⓐ Max	5	—
P20	Ⓐ 8	Ⓐ 4	5	Ⓐ 6
P21R	Ⓐ 8	Ⓐ 4	5	Ⓐ 6
P21L	Ⓐ 8	Ⓐ 4	5	Ⓐ 6
P25R	Ⓐ 10	Ⓐ 4	5	Ⓐ 6
P25L	Ⓐ 10	Ⓐ 4	5	Ⓐ 6
P26R	Ⓐ 6	Ⓐ 3	5	—

Tip No.	NSK		Satelec®	EMS®
	Varios2 970/370	Varios 750/560/350	P-Max XS P5 XS	Piezon Master 600 (miniMaster)
P26L	Ⓐ 6	Ⓐ 3	5	—
P40	Ⓐ 3	Ⓐ 1	5	—
P41	Ⓐ 3	Ⓐ 1	5	—
V-P10	Ⓐ 6	Ⓐ 3	5	—
V-P11R	Ⓐ 6	Ⓐ 3	5	—
V-P11L	Ⓐ 6	Ⓐ 3	5	—
V-P12	Ⓐ 6	Ⓐ 3	5	—
V-P26R	Ⓐ 6	Ⓐ 3	5	—
V-P26L	Ⓐ 6	Ⓐ 3	5	—
<b>ENDODONTICS</b>				
E4	Ⓔ 6	Ⓔ 3	10	—
E4D	Ⓔ 7	Ⓔ 3	10	—
E5	Ⓔ 10	Ⓔ 3	10	—
E6	Ⓔ 10	Ⓔ 4	10	—
E7	Ⓔ 6	Ⓔ Max	10	—
E7D	Ⓔ 6	Ⓔ Max	10	—
E8	Ⓔ 2	Ⓔ 4	10	—
E8D	Ⓔ 2	Ⓔ 4	10	—
E15D	Ⓔ 6	Ⓔ 3	10	—
E11	Ⓔ 4	Ⓔ 3	10	—
E12	Ⓔ 3	Ⓔ 3	10	—
E30RD	Ⓔ 6	Ⓔ 3	10	—
E30LD	Ⓔ 6	Ⓔ 3	10	—
E31D	Ⓔ 6	Ⓔ 3	10	—
E32D	Ⓔ 6	Ⓔ 3	10	—

Tip No.	NSK		Satelec®	EMS®
	Varios2 970/370	Varios 750/560/350	P-Max XS P5 XS	Piezon Master 600 (miniMaster)
<b>RESTORATIVE</b>				
G61D	Ⓒ 2	Ⓒ 2	15	—
G62D	Ⓒ 2	Ⓒ 3	15	—
<b>PROSTHETICS</b>				
G21	Ⓒ 4	Ⓒ 2	20	—
G22	Ⓒ 4	Ⓒ 2	20	—
G25	Ⓒ 10	Ⓒ 4	20	—
G26	Ⓒ 10	Ⓒ Max	20	—
G28	Ⓒ 10	Ⓒ 2	20	—
<b>V-TIP (ENDODONTICS)</b>				
V-S50	Ⓔ 5	Ⓔ 3	10	—
V-S50D	Ⓔ 5	Ⓔ 3	10	—
V-S51	Ⓔ 3	Ⓔ 1	10	—
V-S51D	Ⓔ 3	Ⓔ 1	10	—
V-S52	Ⓔ 5	Ⓔ 2	10	—
V-S52D	Ⓔ 5	Ⓔ 2	10	—
V-S53	Ⓔ 5	Ⓔ 2	10	—
V-S53D	Ⓔ 5	Ⓔ 2	10	—
<b>V-TIP (RESTORATIVE)</b>				
V-G70	Ⓒ 3	Ⓒ 3	15	—
V-G71	Ⓒ 4	Ⓒ 3	15	—
V-G72	Ⓒ 4	Ⓒ 3	15	—
V-G75	Ⓒ 4	Ⓒ 1	15	—
V-G76	Ⓒ 3	Ⓒ 3	15	—
V-G77	Ⓒ 4	Ⓒ 3	15	—

Tip No.	NSK		Satelec®	EMS®
	Varios2 970/370	Varios 750/560/350	P-Max XS P5 XS	Piezon Master 600 (miniMaster)
V-G78	Ⓒ 4	Ⓒ 3	15	—
V-G79	Ⓒ 4	Ⓒ 3	15	—
V-S1	Ⓒ 4	Ⓔ 3	15	—
V-S3	Ⓒ 2	Ⓔ 3	15	—
V-S33	Ⓒ 4	Ⓔ 3	15	—

● Applicable power range for NSK Varios tips when used with NSK Varios and Varios2 ultrasonic scaler.



### <Caution>

- Always consult the operating manual and attached sheets before use.
  - Always use with correct power mode and power range for each individual tip.
  - Always use with sufficient irrigation to prevent excessive heat generation during treatment.
  - Always start out with lower power setting and then adjust to higher setting if necessary.
  - Always make sure that tips are securely tightened with the appropriate wrench and the power is set to and does not exceed the appropriate level before use.
- \* Incorrect operation may cause tip breakage even if tip is used within the recommended power range. Consult the operating manual before use.

Maximum power Ⓒ 3 : Figures in the power guide indicate the appropriate power range and maximum power level for each tip. Do not exceed the maximum power level to avoid possible tip breakage.

Satelec® & P-Max are registered trademarks of Acteon SA, France.  
EMS®, Piezon & miniMaster are registered trademarks of Electro Medical Systems SA, Switzerland.