

E-CONNECT S

Everything you want!



Eighteeth
Neoendo Flex 350 rpm
CW 1.5 Ncm
S



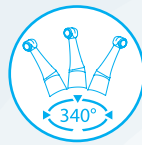
E-CONNECT S

Endomotor With Built-in Apex Locator

E CAN - Miniature Head
Advance 1:1 contra angle
One piece body design



340° Adjustable Hand Piece



Brushless Motor
Reliable, efficient, longer life



Pre-set File Settings
Quickly switch between file systems without memorizing torque/speed settings



Built-in Apex Locator
Integrate with motor function or use as stand alone apex locator by plugging-in manual measuring wire



Future Updates
Upgrade to latest version of software



E-CONNECT S

Endomotor With Built-in Apex Locator



Torque Calibration
For precise torque output



OLED Screen
Digital OLED Display



Ambidextrous Display
Screen can be rotated as per left or right hand use



Powerful Battery
Heavy duty 1500mAh lithium battery



APEX LOCATOR

- **Apical control with rotary instruments**

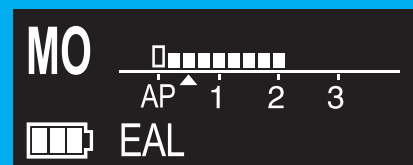
Position of file is displayed on screen and the motor rotates in reverse direction when file reaches pre-set apical working length, to prevent over instrumentation

- **Manual canal measurement**

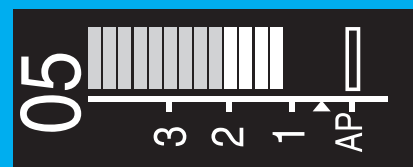
Manual file clip can be used to measure canals precisely with hand files

- **Multi frequency technology with high accuracy & precision**

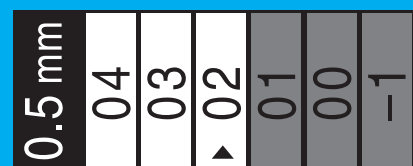
- **Apex locator flash bar with zoom-in function**



M0 - Stand Alone Apex Locator Mode



Apex Locator Bar

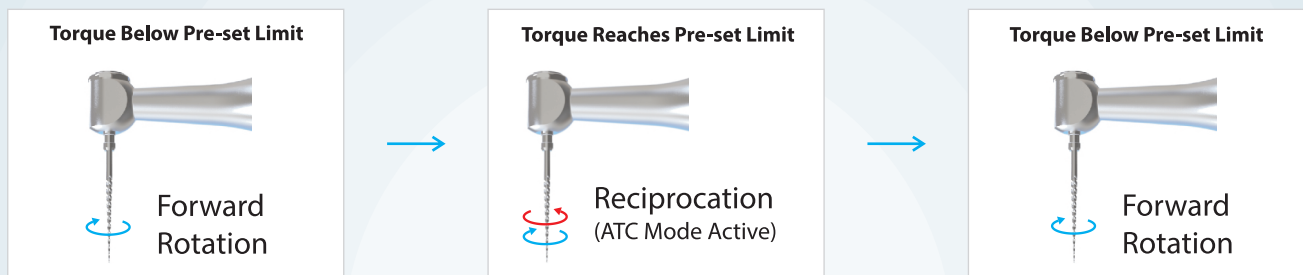


Zoom-in & Flash Bar
(when file goes beyond 0.5mm)

Working Modes :

- **CW** - Clockwise Continuous Rotation
- **CCW** - Counter Clockwise Continuous Rotation
- **REC** - Reciprocation Movement
 - First-in-class cordless open motor with adjustable angles of rotation ranging from 30° to 370° for reciprocation as per user's need.
 - First-in-class feature of speed adjustment in reciprocation mode.
- **ATC** - Adaptive Torque Control

ATC manages the file stress in a smart way. When torque limit is reached. Instead of going into reverse mode, motor reciprocates till the stress is reduced. Once back to below pre-set torque level, file will again rotate in continuous rotation.



Integrated mode features :

- 1 **Auto Start & Stop** - Motor starts moving when the file enters inside root canal, and stops when withdrawn
- 2 **Apical Reverse** - When the file reaches pre-set apical reverse point, user can define whether the file starts moving in reverse direction
- 3 **Apical Slow Down** - To preserve the cemento-dentinal junction and avoid file separation, speed of motor slows down when file is in apical region

Specifications :

Rotational Speed Range	: 120 - 1000 rpm
Torque Range	: 0.5 - 4.0 Ncm
Memory Programs	: 11 (M0 to M10)
Battery Capacity	: 1500 mAh